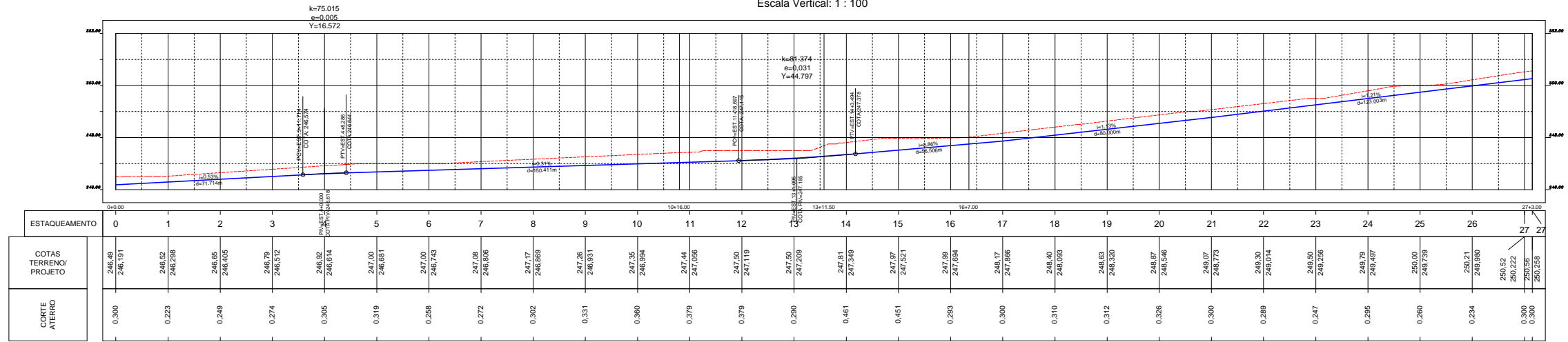
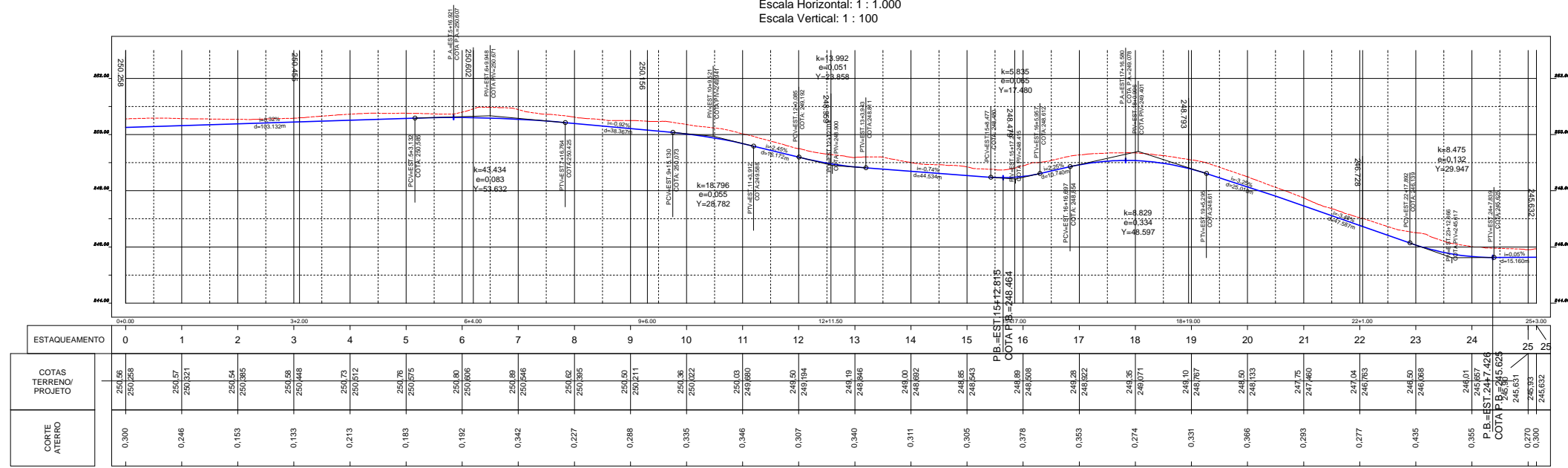


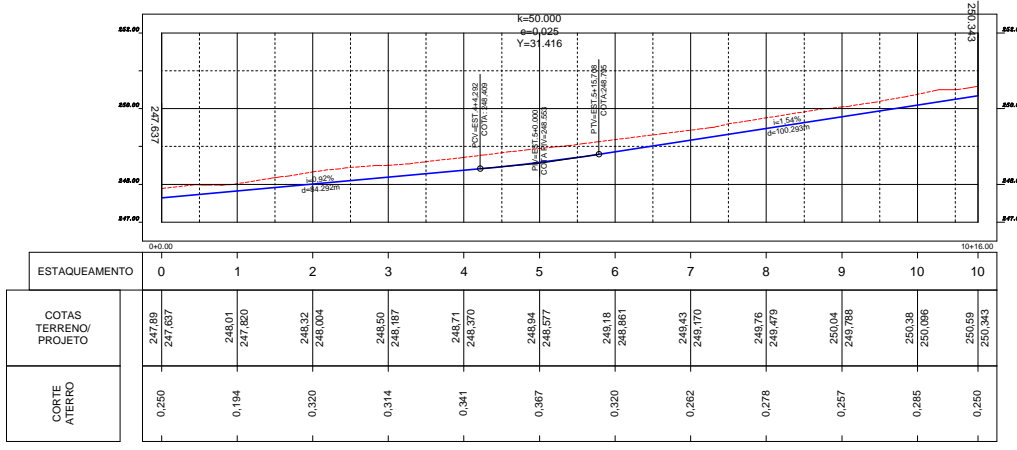
PERFIL - ALAMEDA 01  
Escala Horizontal: 1 : 1.000  
Escala Vertical: 1 : 100



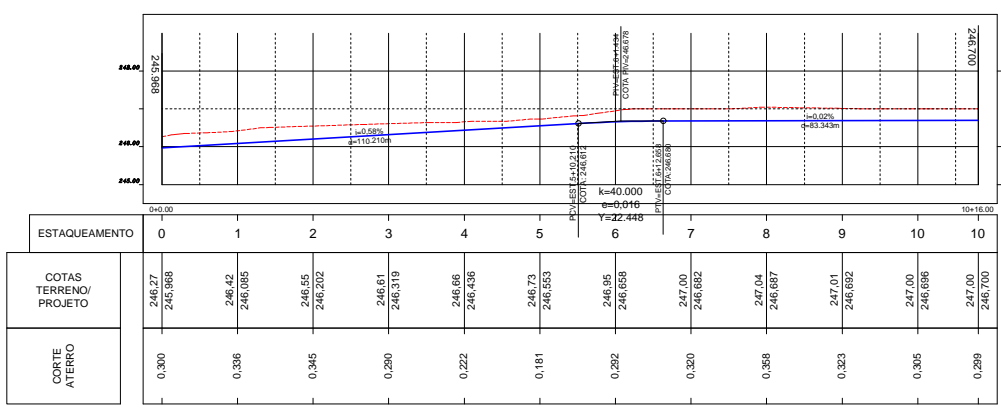
PERFIL - ALAMEDA 02  
Escala Horizontal: 1 : 1.000  
Escala Vertical: 1 : 100



PERFIL - ALAMEDA 03A  
Escala Horizontal: 1 : 1.000  
Escala Vertical: 1 : 100



PERFIL - ALAMEDA 03B  
Escala Horizontal: 1 : 1.000  
Escala Vertical: 1 : 100



TIPO DE PROJETO: <b>PROJETO DE GEOMÉTRICO</b>	PRANCHA: Nº PRANCHA: <b>TOTAL DE PRANCHAS</b> <b>01/05</b>
CONTEUDO: <b>PERFIS LONGITUDINAIS</b>	ESCALA: DATA (ENTREGA): <b>28/10/16</b>
OBSERVAÇÕES: Executada pela Autora	TURMA:
ACADÊMICO: <b>SAMIRA MOREIRA ALVES</b>	