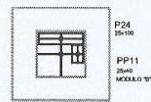
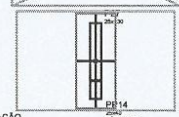


JUNTA DE DILATAÇÃO  
(e = 2 cm)

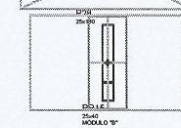


PP11  
25x30  
MÓDULO 1"


JUNTA DE DILATAÇÃO  
(e = 2 cm)



PP12  
25x30  
MÓDULO 1"



PP15  
25x30  
MÓDULO 1"



PP16  
25x30  
MÓDULO 1"

